



## Harbor Tower Waterways

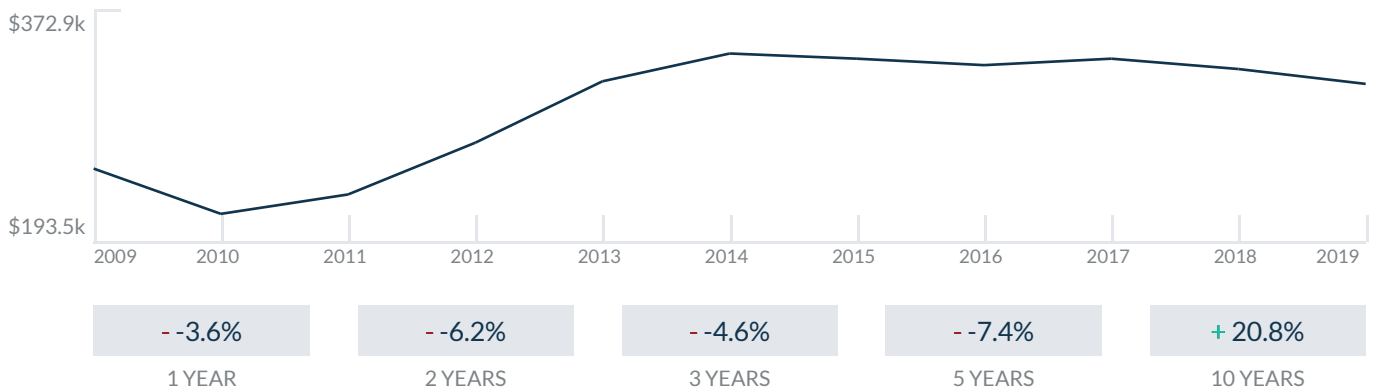
3600 Yacht Club Dr  
Aventura, FL 33180

Every month we compile this comprehensive market report focus on Harbor Tower Waterways in this convenient and easy to read format. Our datas comes from more than six different sources including MLS Associations, County Offices and Financial Institutions. Get this report for free every month on our website [harbortowerwaterways.com](http://harbortowerwaterways.com).

### Property Stats

POSTAL CODE 33180

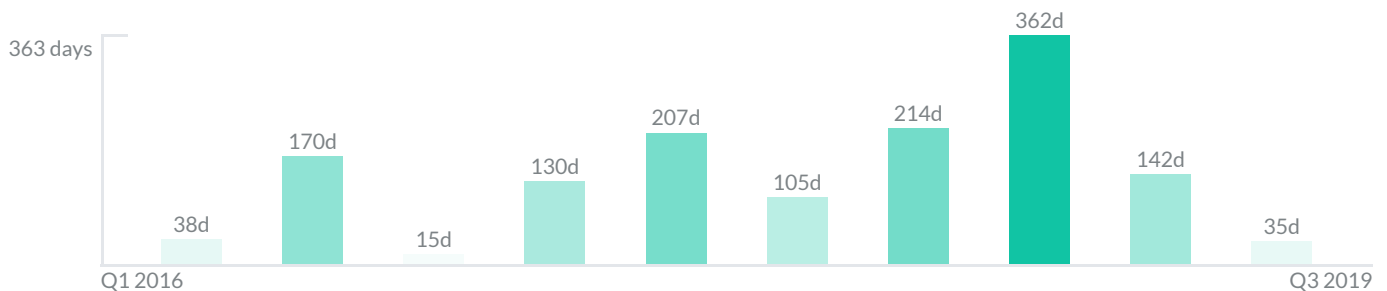
The property stats graph represents the median price evolution since ten years in your postal code area.



### Similar Properties

DAYS ON THE MARKET

Everyday 3 months we monitor how many days it takes for similar properties to be sold. This is also a good indicator to know when to buy or sale!



# Mortgage Rates

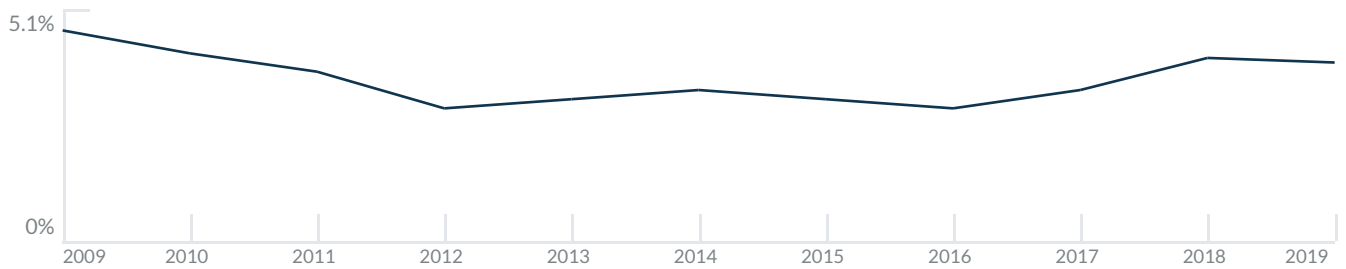
PER YEAR

Understanding mortgage economics is important when you want to buy with a loan. Below is the historical yearly average mortgage rates in the Unites States retrieved from Freddie Mac©

30 YEARS FIXED 4.4%



15 YEARS FIXED 3.9%



5/1-YEAR ADJUSTABLE 3.9%



# Schools

CLOSEST

Having good schools nearby is important if you have kids or plan to rent or sell your home. Ratings are retrieved from the leading independent and nonprofit GreatSchools©

ELEMENTARY SCHOOL	MIDDLE SCHOOL	HIGH SCHOOL
Aventura City Of Excellence School	Hollywood Academy of Arts and Science Middle School	Palmdale High School
10/10	10/10	3/10

# Insights

IN HARBOR TOWER WATERWAYS







Below the average listing prices of available unit per property type.



# Activity

SOLD OR RENTED

Below the latest transactions reported by the local MLS Association for Harbor Tower Waterways

 <p><b>\$569,900</b></p> <p>UNIT 1603</p> <p><b>SOLD   MAY 2019</b></p> <p>2 3</p>	 <p><b>\$575,000</b></p> <p>UNIT 1403</p> <p><b>SOLD   JUN 2019</b></p> <p>2 2</p>	 <p><b>\$2,800</b></p> <p>UNIT 902</p> <p><b>RENTED   AUG 2019</b></p> <p>2 3</p>
 <p><b>\$445,000</b></p> <p>UNIT 702</p> <p><b>SOLD   MAY 2019</b></p> <p>2 3</p>	 <p><b>\$2,750</b></p> <p>UNIT 202</p> <p><b>RENTED   MAY 2019</b></p> <p>2 3</p>	 <p><b>\$6,900</b></p> <p>UNIT</p> <p><b>RENTED   MAR 2019</b></p> <p>4 3</p>

## Sold

LAST 20 PROPERTIES SOLD IN HARBOR TOWER WATERWAYS

Unit	Price	Beds/Baths	\$/Sqft	Sqft	Buying Date	Days on Market
1603	\$569,900	3/2	\$313.1	1,820	Aug 2019	39
1403	\$575,000	2/2	\$315.9	1,820	Aug 2019	24
702	\$445,000	3/2	\$244.5	1,820	Jul 2019	42
701	\$339,000	2/2	\$221.6	1,530	Apr 2019	142
1201	\$400,000	2/2	\$251.6	1,590	Sep 2018	601
202	\$399,999	2/2	\$219.8	1,820	Jul 2018	123
301	\$350,000	3/2	\$220.1	1,590	Jun 2018	214
804	\$437,000	2/2	\$299.3	1,460	Jun 2017	123
1104	\$429,500	2/2	\$294.2	1,460	May 2017	86
403	\$569,900	3/2	\$313.1	1,820	Mar 2017	96
1404	\$450,000	2/2	\$308.2	1,460	Jan 2017	317
1901	\$557,000	2/2	\$364.1	1,530	Nov 2016	26
302	\$425,000	3/2	\$233.5	1,820	Oct 2016	172
1203	\$475,000	3/2	\$261.0	1,820	Oct 2016	193
902	\$559,000	3/2	\$307.1	1,820	Aug 2016	15
1601	\$465,000	2/2	\$292.5	1,590	Apr 2016	170
304	\$368,300	2/2	\$252.3	1,460	Feb 2016	67
1103	\$579,000	3/2	\$318.1	1,820	Feb 2016	9
1601	\$495,000	2/2	\$311.3	1,590	Oct 2015	303
403	\$540,000	3/2	\$296.7	1,820	Jul 2015	98

## Rented

LAST 20 PROPERTIES RENTED IN HARBOR TOWER WATERWAYS

Unit	Price	Beds/Baths	\$/Sqft	Sqft	Rented Date	Days on Market
902	\$2,800	3/2	\$1.5	1,820	Aug 2019	1
202	\$2,750	3/2	\$1.5	1,820	Jul 2019	91
N/A	\$6,900	3/4	\$1.4	4,797	Apr 2019	29
Dr	\$2,950	2/2	N/A	N/A	Mar 2019	166
1001	\$2,895	2/2	\$1.9	1,530	Dec 2018	188
503	\$3,000	3/2	\$1.6	1,820	Jun 2018	107
1904	\$3,500	2/2	\$2.4	1,460	Apr 2018	158
PH-3	\$4,300	3/2	\$2.4	1,820	Sep 2017	390
1802	\$3,250	2/2	\$1.8	1,820	Aug 2017	135
801	\$2,700	2/2	\$1.8	1,530	Jul 2017	50
1903	\$3,000	2/2	\$1.6	1,820	Jul 2017	139
302	\$3,200	2/2	\$1.8	1,820	Jan 2017	266
1904	\$3,500	2/2	\$2.4	1,460	Dec 2016	48
1903	\$4,000	3/2	\$2.2	1,820	Nov 2016	152
1802	\$3,200	2/2	\$1.8	1,820	Nov 2016	116
PH-3	\$4,000	3/2	\$2.2	1,820	Dec 2015	70
302	\$4,000	2/2	\$2.2	1,820	Nov 2015	110
1801	\$3,600	2/2	\$2.3	1,590	Sep 2015	36
1204	\$2,550	2/2	\$1.7	1,460	Mar 2015	72
N/A	\$6,900	3/4	\$1.4	4,797	Aug 2014	168

## Currently Listed

---

ACTIVE LISTINGS 1/1

Unit	Price	Beds/Baths	\$/Sqft	Sqft	Listing Date	Owner
N/A	\$6,250/mth	5/4	\$1.7	3782	Jun 2019	N/A
PH-3	\$5,000/mth	3/2	\$2.7	1820	Jul 2019	N/A
201	\$409,900	2/2	\$267.9	1530	Apr 2019	N/A
602	\$2,795/mth	2/2	\$1.5	1820	Jun 2019	N/A
702	\$600,000	3/2	\$329.7	1820	Feb 2019	N/A
902	\$549,900	3/2	\$302.1	1820	Nov 2017	N/A
1701	\$399,990	2/2	\$251.6	1590	Nov 2017	N/A